



lumini Solucoes em Iluminacao LTDA
www.lumini.com.br
Email:laboratorio@lumini.com.br
Tel:+55 11 3437-5555 Fax:+55 11 3437-5555
Address:Rua Ferreira Viana, 716 - Socorro - São Paulo/SP

lumini

LumCAT:

Luminaire: no frame flex sm r cob serie 3 e fa

LampCAT: modulo led 6W 3000K irc 90

Ballast type: led driver 180mA

Report No:

Voltage(V): 127.0000

Test No:

Current(A): 0.0610

Number of Lamps: 1

Power (W): 7.6500

Lamp flux(lm): 690.0

PF: 0.9900

Length(mm): 55

Width(mm): 55

Phm Type: C

Height(mm): 0

Photometric Results

Lumens(lm): 447.93, Efficiency(%): 64.92% , Luminous Efficacy(lm/W): 58.55

Central intensity(cd): 756.202, Maximum intensity(cd): 756.202

Angle of maximum intensity: $C=0.0$ $\gamma=0.0$

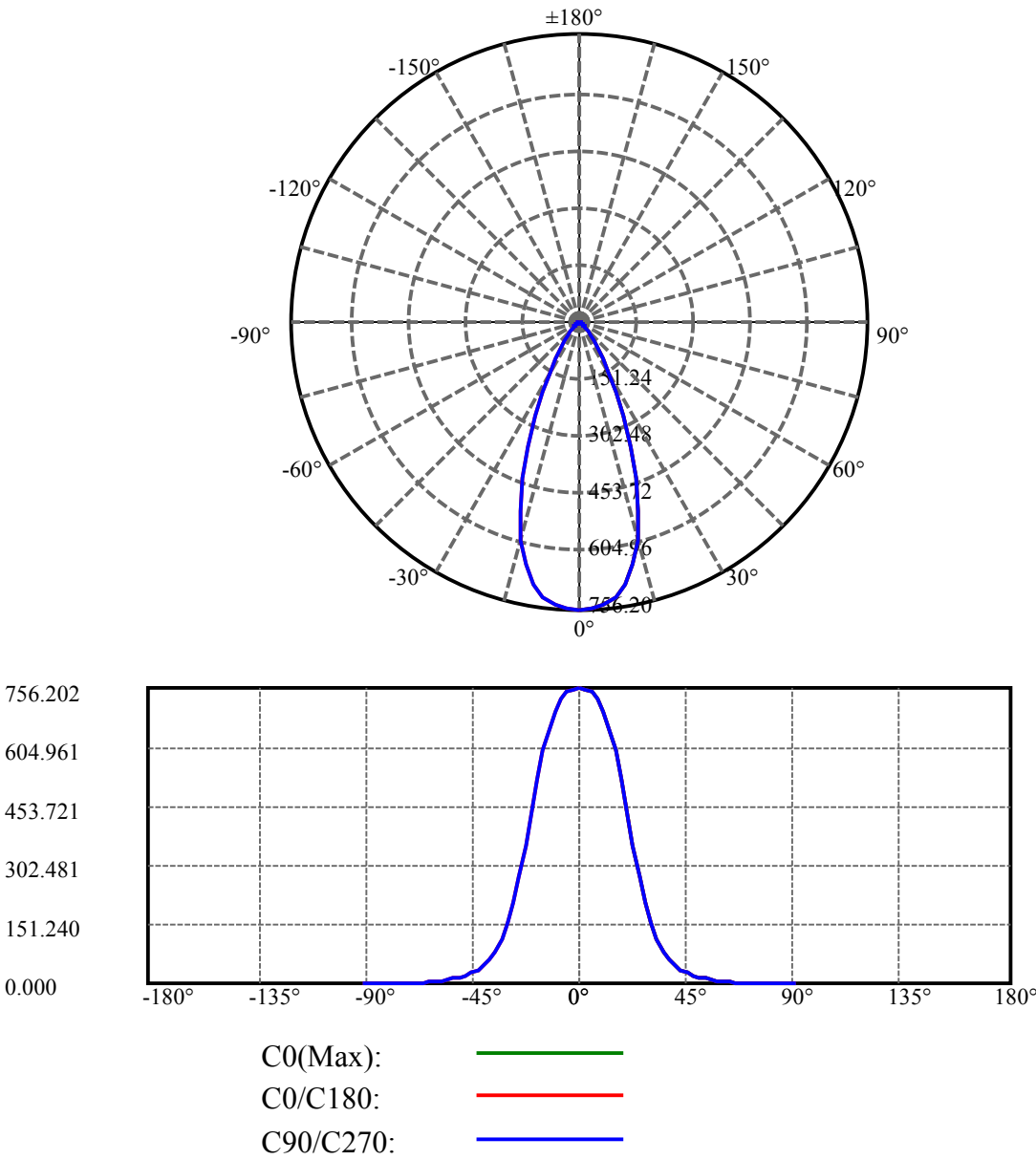
Beam angle of C0 plane : 43.15

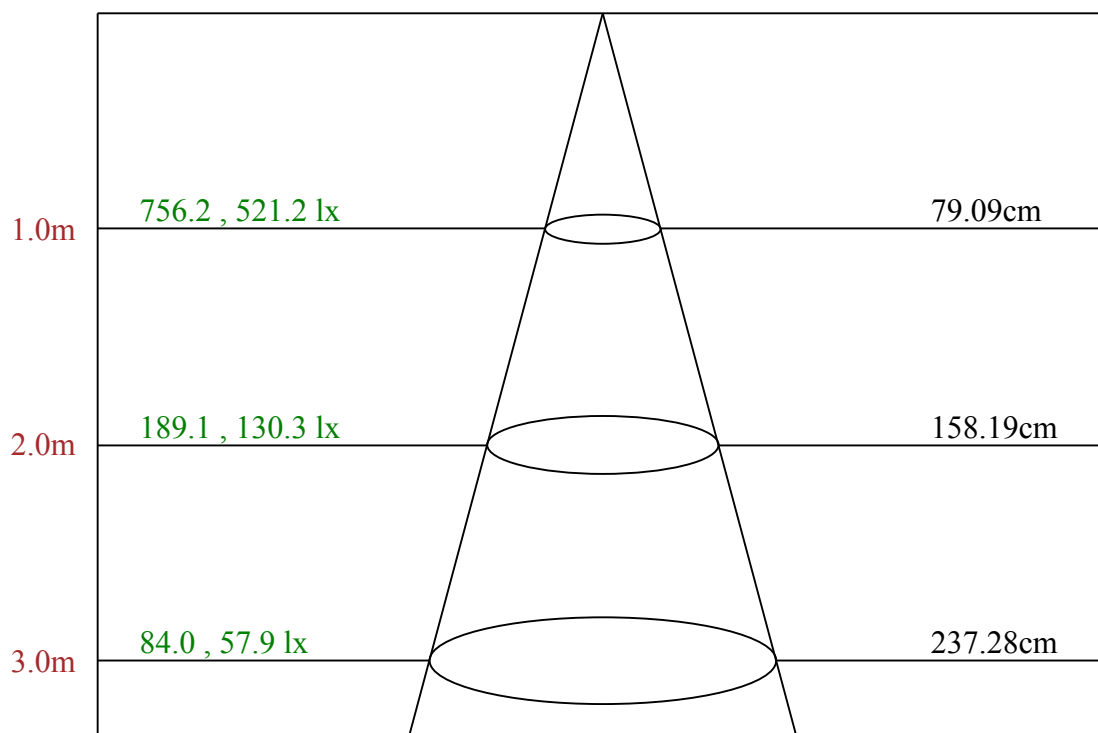
Aveage BeamAngle(IEC 61341):43.15

Equipment: equipamento lumini
Temperature(°C): 25.5

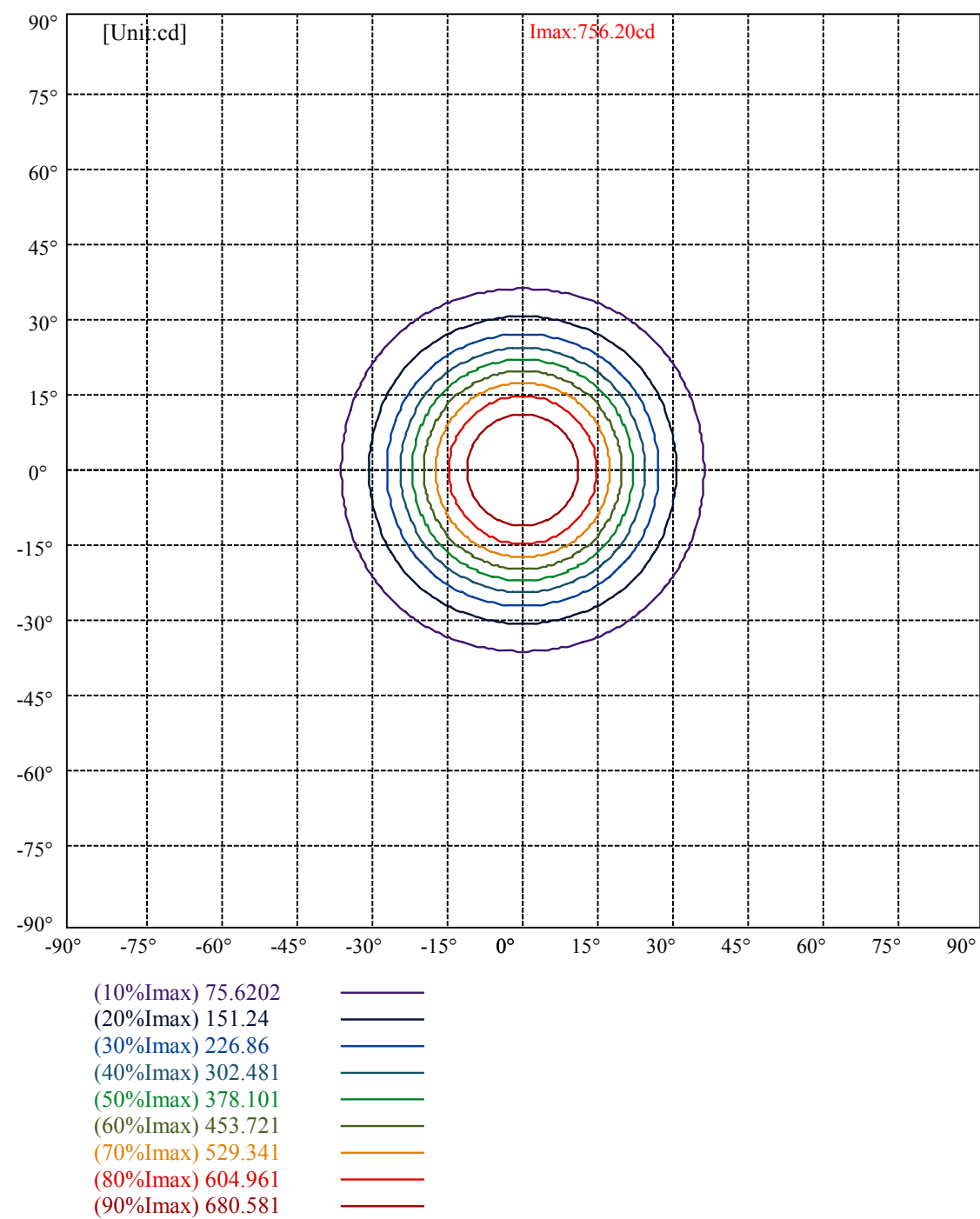
Date: 5/14/2024
Humidity(%): 55.0%

Operator: 01
Distance(m): 6.90





Max , Ave Beam angle of C0 plane 43.15



lumini

Luminance Limiting Curve(no luminous side)

Appendix Page: 5 Total:6

Luminance Table

γ	45	50	55	60	65	70	75	80	85
C0	12186	8178	5399	3238	1755	1358	1573	2198	3973
C45	12186	8178	5399	3238	1755	1358	1573	2198	3973
C90	12186	8178	5399	3238	1755	1358	1573	2198	3973

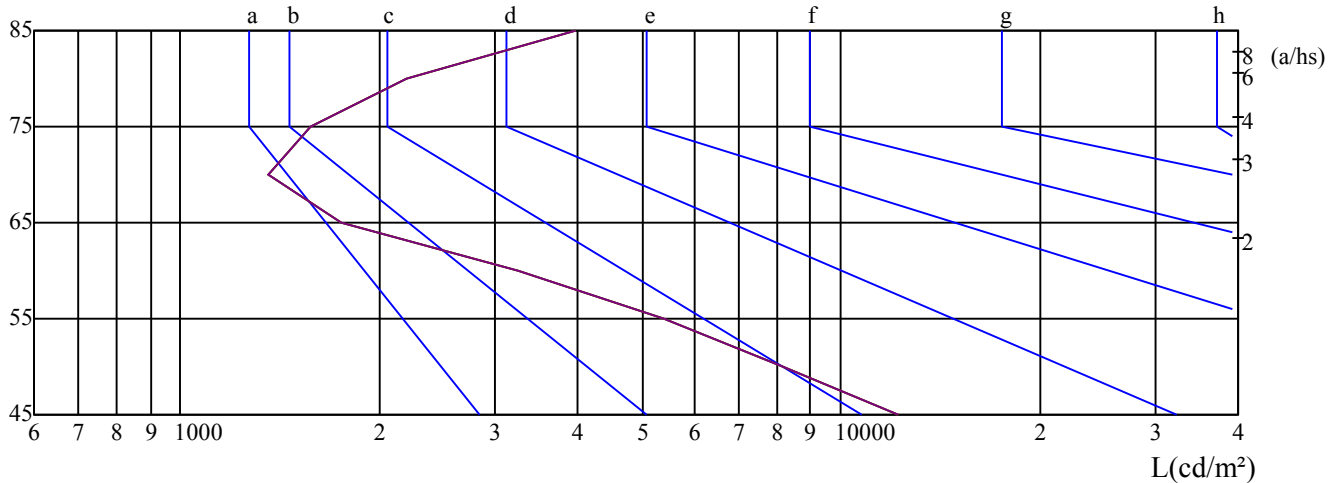
L(Hor)(65)	L(Ver)(65)	L45(65)	L(Hor)(75)	L(Ver)(75)	L45(75)	L(Hor)(85)	L(Ver)(85)	L45(85)
1755	1755	1755	1573	1573	1573	3973	3973	3973

Glare Table

Glare	Quality	Service Values Illuminance(lx)							
1.15	A	2000	1000	500	≤ 300				
1.5	B		2000	1000	500	≤ 300			
1.85	C			2000	1000	500	≤ 300		
2.2	D				2000	1000	500	≤ 300	
2.55	E					2000	1000	500	≤ 300
		a	b	c	d	e	f	g	h

Luminance Limiting Curve

$\gamma(^{\circ})$



C0 ———

C45 ———

C90 ———

Equipment: equipamento lumini
Temperature($^{\circ}$ C): 25.5

Date: 5/14/2024
Humidity(%): 55.0%

Operator: 01
Distance(m): 6.90

Illumination assessment according UGR											
Rf of Ceiling	70	70	50	50	30	70	70	50	50	30	
Rf of Wall	50	30	50	30	30	50	30	50	30	30	
Rf of Floor	20	20	20	20	20	20	20	20	20	20	
Room dimensions		Viewed crosswise					Viewed endwise				
X	Y										
2H	2H	17.34	18.33	17.70	18.64	18.95	16.27	17.26	16.63	17.57	17.88
	3H	17.18	18.06	17.57	18.40	18.74	16.13	17.01	16.52	17.35	17.69
	4H	17.11	17.92	17.51	18.27	18.64	16.07	16.88	16.47	17.23	17.60
	6H	17.08	17.82	17.49	18.19	18.59	16.05	16.79	16.47	17.17	17.57
	8H	17.04	17.75	17.47	18.14	18.54	16.03	16.74	16.45	17.12	17.53
	12H	17.03	17.70	17.46	18.10	18.52	16.04	16.71	16.47	17.11	17.53
4H	2H	17.13	17.94	17.53	18.30	18.67	16.11	16.92	16.51	17.27	17.64
	3H	16.97	17.64	17.39	18.04	18.45	15.97	16.64	16.39	17.04	17.46
	4H	16.94	17.52	17.37	17.94	18.39	15.96	16.54	16.39	16.96	17.41
	6H	16.89	17.40	17.36	17.86	18.31	15.93	16.45	16.41	16.90	17.35
	8H	16.91	17.38	17.39	17.84	18.32	15.97	16.45	16.46	16.91	17.38
	12H	16.97	17.41	17.46	17.86	18.38	16.07	16.50	16.56	16.96	17.48
8H	4H	16.77	17.24	17.25	17.70	18.18	15.80	16.28	16.29	16.74	17.21
	6H	16.76	17.15	17.26	17.63	18.14	15.82	16.21	16.33	16.69	17.21
	8H	16.86	17.19	17.40	17.71	18.21	15.97	16.29	16.50	16.82	17.31
	12H	16.99	17.25	17.54	17.77	18.29	16.15	16.40	16.69	16.92	17.44
12H	4H	16.73	17.17	17.22	17.62	18.14	15.76	16.20	16.25	16.65	17.17
	6H	16.77	17.10	17.30	17.62	18.12	15.85	16.17	16.38	16.70	17.19
	8H	16.86	17.12	17.40	17.63	18.16	15.98	16.23	16.52	16.75	17.27
Variation with the observer position at spacings:											
S = 1.0H		3.7/-4.5					3.7/-4.5				
S = 1.5H		6.0/-6.5					6.0/-6.5				
S = 2.0H		8.0/-6.4					8.0/-6.4				
Standard tables:		BK1					BK1				
Uncorrected UGR		-2.8					-2.8				

依据CIE Publ. 117 计算 UGR, S/H = 0.25